Hot Water Storage Tanks

- Storatherm Heat / Accumulation heat balancing tanks - steel
- Storatherm Aqua / Hot water heaters for sanitary use - glass lined

Storatherm Heat

Buffer tanks for heating & cooling*

Buffer tank for heating & cooling

H 200-5000
(Without flange and without coil)
Page 98

H 300-5000/R
(With flange and without coil)
Page 99

H 300-5000/1
(Without flange and with single coil)
Page 100

H 500-2000/2
(Without flange and with double coil)
Page 101

Buffer tank with insulation for heating

HF 200-2000**
Page 98

HF 300-2000/R**
Page 99

HF 300-2000/1
Page 100

HF 500-2000/2
Page 101

Potable buffer tank with insulation

HC 500-1500/1
Page 102

HC 500-1500/2
Page 102

With production of sanitary hot water

Insulation

HWF 200-2000
HW 3000-5000
Page 103

* Cooling application: Extra insulation to be added by contractor on site.
** Insulation available for 3000 - 5000 litres as extra package

Storatherm Aqua

Glass-lined hot water heaters

Single Coil Tanks

AB 100/1-500/1
AF 100/1-500/1
Page 104

AF 750/1-3000/1
Page 104

AH 300/1-1000/1
Page 108

AC 150-250/1
Page 105

AC 120/1
Page 105

AC 600/200-900/200
(combi)
Page 109

Double Coil Tanks

AB 200/2-500/2
AF 200/2-500/2
Page 106

AF 750/2-3000/2
Page 106

AH 300/2-1000/2
Page 108

Storage Tanks

AL 300-500/R
Page 110

AL 750-1000/R
Page 110

AL 1500-3000/R2
Page 111

AL 1500-3000/R3
Page 111

AL 3000/R4
Page 111

Storatherm Heat

Buffer Storage Tank For Heating

- Storage tank made of heavy gauge steel S235JRG2 (RSt 37-2)
- Up to 2000 litres delivered with removable 90 mm PU flexible foam insulation with white or silver foil cladding
- For cooling water systems, Storatherm buffer storage tanks are also available without foam insulation (type "H") ; in this case, appropriate diffusion-resistant insulation must be provided on-site
- Untreated on the inside, with an outer plastic coating
- Max. operating pressure for storage tank 3 bar (6 bar above 1500 litres)
- Max. operating temperature for storage tank 95°C
- Storatherm Heat HF: buffer storage tank with insulation but without heating coil or inspection flange
- Storatherm Heat H: same as above but without insulation, heating coil or inspection flange
- Insulation for heating water systems for 3000 l, 4000 l and 5000 l sizes is available separately (page 103)

H 200 - 5000



HF 200 - 2000

Buffer storage tank with jacket, without heating coil or inspection flange

Formerly PFH	Storage Tank Type	Article No White	Article No Silver	Material Group	Ø D mm	Height H mm	Couplings 9x	Inclination Height mm	Weight kg	Heat Loss Kwh/24h	Outer Jacket Fire Classification
	HF 200	8500000	8502000	63	660	1500	Rp 1 1/2	1525	51.0	2.2	B2
	HF 300	8500010	8502010	63	777	1320	Rp 1 1/2	1355	59.0	2.8	B2
	HF 500	8500020	8502020	63	777	1950	Rp 1 1/2	1974	72.0	3.4	B2
	HF 800	8500030	8502030	63	970	1825	Rp 1 1/2	1870	124.0	4.0	B2
	HF 1000	8500040	8502040	63	970	2115	Rp 1 1/2	2153	139.0	4.4	B2
	HF 1500	8500050	8502050	63	1180	2120	Rp 1 1/2	2178	186.0	5.1	B2
	HF 2000	8500060	8502060	63	1380	2122	Rp 1 1/2	2200	266.0	5.9	B2

For different insulation colour see page 103

Buffer storage tank without jacket, heating coil or inspection flange

Formerly PH	Storage Tank Type	Article No	Material Group	Ø D mm	Height H mm	Couplings 9x	Inclination Height mm	Weight kg
	H 200	7788000	63	480	1500	Rp 1 1/2	1525	51.0
	H 300	7783000	63	597	1320	Rp 1 1/2	1355	59.0
	H 500	7783100	63	597	1950	Rp 1 1/2	1975	72.0
	H 800	7783225	63	790	1825	Rp 1 1/2	1870	124.0
	H 1000	7783333	63	790	2115	Rp 1 1/2	2153	139.0
	H 1500	7783400	63	1000	2120	Rp 1 1/2	2178	186.0
	H 2000	7783500	63	1200	2122	Rp 1 1/2	2200	266.0
	H 3000	7788100	63	1500	2101	Rp 2	2205	567.0
	H 4000	7788400	63	1500	2676	Rp 2	2756	674.0
	H 5000	7788700	63	1500	3211	Rp 2	3264	811.0

Additional EEHR 3 kW electrical heating element can be added. Assembly on site

1 1/2" Connection

Storatherm Heat

Buffer Storage Tank For Heating With Inspection Flange

- Storage tank made of heavy gauge steel S235JRG2 (RSt 37-2)
- Up to 2000 litres delivered with removable 90 mm PU flexible foam insulation with white or silver foil cladding
- For cooling water systems, Storatherm buffer storage tanks are also available without foam insulation (type "H") ; in this case, appropriate diffusion-resistant insulation must be provided on-site
- Untreated on the inside, with an outer plastic coating
- Max. operating pressure for storage tank 3 bar (6 bar above 1500 litres)
- Max. operating temperature for storage tank 95°C
- Storatherm Heat HF/R: with additional cleaning and inspection flange, LK 150 mm
- Storatherm Heat H/R: same as above but without insulation
- Insulation for heating water systems for 3000 l, 4000 l and 5000 l sizes is available separately

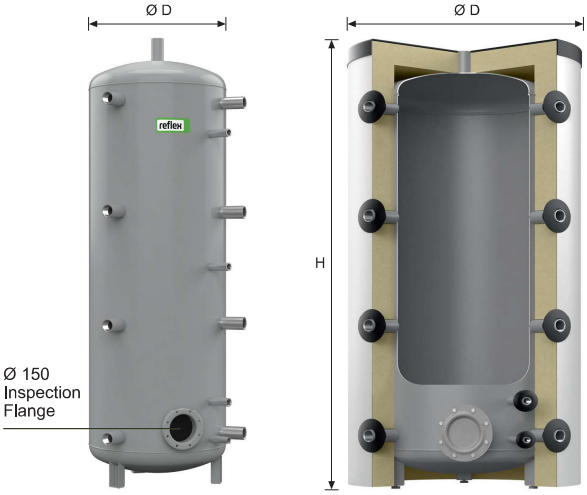

H 300 - 5000/R HF 300 - 2000/R

Buffer storage tank without heating coil, with jacket and inspection flange

Formerly PFHF	Storage Tank Type	Article No White	Article No Silver	Material Group	Ø D mm	Height H mm	Couplings 9x	Inclination Height mm	Weight kg	Heat Loss Kwh/24h	Outer Jacket Fire Classification
	HF 300/R	8500070	8502070	63	777	1320	Rp 1 1/2	1355	62.0	2.9	B2
	HF 500/R	8500080	8502080	63	777	1950	Rp 1 1/2	1974	75.0	3.8	B2
	HF 800/R	8500090	8502090	63	970	1825	Rp 1 1/2	1870	127.0	4.3	B2
	HF 1000/R	8500100	8502100	63	970	2115	Rp 1 1/2	2153	142.0	4.7	B2
	HF 1500/R	8500200	8502200	63	1180	2120	Rp 1 1/2	2178	189.0	5.5	B2
	HF 2000/R	8500300	8502300	63	1380	2122	Rp 1 1/2	2200	269.0	6.4	B2

For different insulation colour see page 103

Buffer storage tank without heating coil and jacket, with inspection flange

Formerly PHF	Storage Tank Type	Article No	Material Group	Ø D mm	Height H mm	Couplings 9x	Inclination Height mm	Weight kg
	H 300/R	7783600	63	597	1320	Rp 1 1/2	1355	58.0
	H 500/R	7783800	63	597	1950	Rp 1 1/2	1975	71.0
	H 800/R	7784005	63	790	1825	Rp 1 1/2	1870	121.0
	H 1000/R	7784205	63	790	2115	Rp 1 1/2	2153	135.0
	H 1500/R	7784400	63	1000	2120	Rp 1 1/2	2178	181.0
	H 2000/R	7784600	63	1200	2122	Rp 1 1/2	2200	257.0
	H 3000/R	7788200	63	1500	2101	Rp 2	2205	570.0
	H 4000/R	7788500	63	1500	2676	Rp 2	2756	677.0
	H 5000/R	7788800	63	1500	3211	Rp 2	3264	814.0

1 1/2" Connection

Additional heating input by adding EEHR 3 kW electrical heating element and/or removable heat exchanger Assembly on site



Water to water removable heat exchanger only RWT1

Storatherm Heat

Storatherm Buffer Storage Tank With Single Heating Coil

- Storage tank made of heavy gauge steel S235JRG2 (RSt 37-2)
- Up to 2000 litres delivered with removable 90 mm PU flexible foam insulation with white or silver foil cladding
- For cooling water systems, Storatherm buffer storage tanks are also available without foam insulation (type "H") ; in this case, appropriate diffusion-resistant insulation must be provided on-site
- Untreated on the inside, with an outer plastic coating
- Max. operating pressure for storage tank 3 bar (6 bar above 1500 litres)
- Max. operating pressure for heat exchanger 16 bar
- Max. operating temperature for storage tank 95°C
- Max. operating temperature for heat exchanger 110°C
- Storatherm Heat HF/1: with a smooth tube heat exchanger for connecting an additional heat source
- Storatherm Heat H/1: same as above but without insulation
- Insulation for heating water systems for 3000 l, 4000 l and 5000 l sizes is available separately
- Additional 3 kW electrical heating element can be added. Assembly on site.

H 300 - 5000/1



HF 300 - 2000/1

Buffer storage tank with jacket and single coil, without inspection flange

Formerly PFHW	Storage Tank Type	Article No White	Article No Silver	Material Group	Ø D mm	Height H mm	Couplings 9x	Inclination Height mm	Weight kg	Heating Surface m²
	HF 300/1	8500400	8502400	63	777	1320	Rp 1 1/2	1355	82.0	1.34
	HF 500/1	8500500	8502500	63	777	1950	Rp 1 1/2	1974	100.0	1.88
	HF 800/1	8500600	8502600	63	970	1825	Rp 1 1/2	1870	197.0	3.76
	HF 1000/1	8500700	8502700	63	970	2115	Rp 1 1/2	2153	225.0	4.48
	HF 1500/1	8500800	8502800	63	1180	2120	Rp 1 1/2	2178	272.0	4.48
	HF 2000/1	8500900	8502900	63	1380	2122	Rp 1 1/2	2200	352.0	4.48

For different insulation colour see page 103

Buffer storage tank with single coil, without jacket and inspection flange

Formerly PHW	Storage Tank Type	Article No	Material Group	Ø D mm	Height H mm	Couplings 9x	Inclination Height mm	Weight kg	Heating Surface m²
	H 300/1	7783700	63	597	1320	Rp 1 1/2	1355	74.0	1.34
	H 500/1	7783900	63	597	1950	Rp 1 1/2	1975	95.0	1.88
	H 800/1	7784115	63	790	1825	Rp 1 1/2	1870	190.0	3.76
	H 1000/1	7784315	63	790	2115	Rp 1 1/2	2153	216.0	4.48
	H 1500/1	7784500	63	1000	2120	Rp 1 1/2	2178	265.0	4.48
	H 2000/1	7784700	63	1200	2122	Rp 1 1/2	2200	341.0	4.48
	H 3000/1	7788300	63	1500	2101	Rp 2	2205	637.0	5.00
	H 4000/1	7788600	63	1500	2676	Rp 2	2756	754.0	6.00
	H 5000/1	7788900	63	1500	3211	Rp 2	3264	871.0	7.00

Performance Table

Storage Tank Type	Coil Heating Capacity kW	Performance l/h	Heat Loss Kwh/24h	Outer Jacket Fire Classification
HF 300/1	24	507	3.0	B2
HF 500/1	34	711	3.6	B2
HF 800/1	68	1421	4.1	B2
HF 1000/1	81	1693	4.6	B2
HF 1500/1	81	1693	5.3	B2
HF 2000/1	81	1693	6.2	B2

Storatherm Heat

Storatherm Buffer Storage Tank With Double Heating Coil

- Storage tank made of heavy gauge steel S235JRG2 (RSt 37-2)
- Up to 2000 litres delivered with removable 90 mm PU flexible foam insulation with white or silver foil cladding
- For cooling water systems, Storatherm buffer storage tanks are also available without foam insulation (type "H") ; in this case, appropriate diffusion-resistant insulation must be provided on-site
- Untreated on the inside, with an outer plastic coating
- Max. operating pressure for storage tank 3 bar (6 bar above 1500 litres)
- Max. operating pressure for heat exchanger 16 bar
- Max. operating temperature for storage tank 95°C
- Max. operating temperature for heat exchanger 110°C
- Storatherm Heat HF/2: with two smooth tube heat exchanger for connecting an additional heat source
- Storatherm Heat H/2: same as above but without insulation
- Insulation for heating water systems for 3000 l, 4000 l and 5000 l sizes is available separately
- Additional 3 kW electrical heating element can be added. Assembly on site.

H 500 - 2000/2



HF 500 - 2000/2

Buffer storage tank with jacket and double coil, without inspection flange

Formerly PFHWW	Storage Tank Type	Article No White	Article No Silver	Material Group	Ø D mm	Height H mm	Couplings 9x	Inclination Height mm	Weight kg	Heating Surface top/buttom m²
	HF 500/2	8500513	8500510	63	777	1950	Rp 1 1/2	1974	125.0	1.17/1.88
	HF 800/2	8500613	8500610	63	970	1825	Rp 1 1/2	1870	267.0	1.86/2.47
	HF 1000/2	8500713	8500710	63	970	2115	Rp 1 1/2	2153	308.0	2.47/3.10
	HF 1500/2	8500813	8500810	63	1180	2120	Rp 1 1/2	2178	355.0	2.37/3.72
	HF 2000/2	8500913	8500910	63	1380	2122	Rp 1 1/2	2200	438.0	2.05/3.72

For different insulation colour see page page 103

Buffer storage tank with double coil, without jacket and inspection flange

Formerly PHWW	Storage Tank Type	Article No	Material Group	Ø D mm	Height H mm	Couplings 9x	Inclination Height mm	Weight kg	Heating Surface top/buttom m²
	H 500/2	7787900	63	597	1950	Rp 1 1/2	1974	118.0	1.17/1.88
	H 800/2	7787910	63	790	1825	Rp 1 1/2	1870	259.0	1.86/2.47
	H 1000/2	7787920	63	790	2115	Rp 1 1/2	2153	279.0	2.47/3.10
	H 1500/2	7787930	63	1000	2120	Rp 1 1/2	2178	346.0	2.37/3.72
	H 2000/2	7787940	63	1200	2122	Rp 1 1/2	2200	425.0	2.05/3.72

Performance Table

Storage Tank Type	Coil Heating Capacity top/buttom kW	Performance l/h	Heat Loss Kwh/24h	Outer Jacket Fire Classification
HF 500/2	21/34	442/711	3.6	B2
HF 800/2	24/44	514/934	4.3	B2
HF 1000/2	44/56	934/1172	4.7	B2
HF 1500/2	43/67	896/1406	5.5	B2
HF 2000/2	37/59	775/1236	6.4	B2

Storatherm Heat Combi

Combi Buffer Storage Tank With Single Coil For Heating and Sanitary Hot Water

- Combined storage tank for sanitary hot water and back-up for heating systems
- Storage tank made of heavy gauge steel S235JRG2 (RSt 37-2)
- Sanitary hot water heating through large-volume corrugated stainless steel coil
- Including high capacity single heating coil (HC.../1)
- Incl. 120 mm fleece insulation with a robust outer cladding (silver)
- Untreated on the inside, with an outer plastic coating
- Heating surfaces: Max. 10 bar/110°C
- Buffer storage tank: Max. 3 bar/95°C
- Sanitary hot water: Max. 6 bar/95°C
- Fire classification of jacket-B2

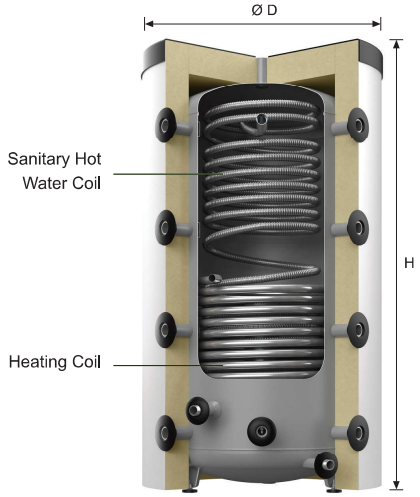

HC 500 - 1500/1

Combi buffer storage tank with jacket and single coil, without inspection flange

Storage Tank Type	Article No	Material Group	Inclination Height mm	Ø D mm	Height mm	Weight kg	Performance Kw	Heating Surface m²	Outer Jacket Fire Classification
HC 500/1	8601000	63	1974	840	1970	92.0	29	1.60	B2
HC 800/1	8601010	63	1870	1030	1850	131.0	47	2.60	B2
HC 1000/1	8601020	63	2153	1030	2140	152.0	47	2.60	B2
HC 1500/1	8601030	63	2178	1240	2130	219.0	39	2.15	B2

* Outputs for HW-VL 70-80°C with 0,65 m³/h, TW of 10°C to 45°C

Combi Buffer Storage Tank With Double Coil For Heating and Sanitary Hot Water

- Combined storage tank for sanitary hot water and back-up for heating systems
- Storage tank made of heavy gauge steel S235JRG2 (RSt 37-2)
- Sanitary hot water heating through large-volume corrugated stainless steel coil
- Including high capacity double heating coil (HC.../2)
- Incl. 120 mm fleece insulation with a robust outer cladding (silver)
- Untreated on the inside, with an outer plastic coating
- Heating surfaces: Max. 10 bar/110°C
- Buffer storage tank: Max. 3 bar/95°C
- Sanitary hot water: Max. 6 bar/95°C
- Fire classification of jacket-B2

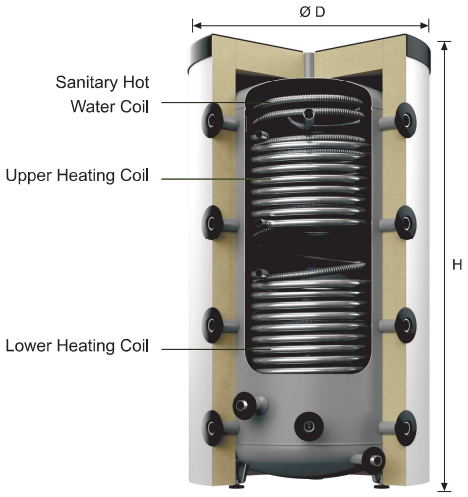

HC 500 - 1500/2

Combi buffer storage tank with jacket and double coil, without inspection flange

Storage Tank Type	Article No	Material Group	Inclination Height mm	Ø D mm	Height mm	Weight kg	Performance top/buttom kW	Heating Surface top/buttom m²	Outer Jacket Fire Classification
HC 500/2	8601050	63	1974	840	1970	106.0	21/29	1.14/1.60	B2
HC 800/2	8601060	63	1870	1030	1850	152.0	32/47	1.75/2.60	B2
HC 1000/2	8601070	63	2153	1030	2140	179.0	40/47	2.20/2.60	B2
HC 1500/2	8601080	63	2178	1240	2130	237.0	27/39	1.50/2.15	B2

* Outputs for HW-VL 70-80°C with 0,65 m³/h, TW of 10°C to 45°C

Accessories

Reflex HWF Foil Cladding & HW Thermal Insulation

- Additional coloured foil cladding for Reflex buffer storage tank
- Made of 90 mm thick PU flexible foam with a white, vinyl foil cladding
- Removable, for assembly on site
- Fire classification of jacket-B2

Formerly PWF	Type	Article No				Material Group
		Blue	Orange	Silver	White	
	HWF 200	9119330	9119320	9119340	-	64
	HWF 300	9119331	9119321	9119341	-	64
	HWF 500	9119332	9119322	9119342	-	64
	HWF 800	9119484	9119483	9119485	-	64
	HWF 1000	9119488	9119487	9119489	-	64
	HWF 1500	9119335	9119325	9119345	-	64
	HWF 2000	9119336	9119326	9119346	-	64
	HW 3000	9119337	9119327	9119347	9119307	64
	HW 4000	9119338	9119328	9119348	9119308	64
	HW 5000	9119339	9119329	9119349	9119309	64

Reflex RWT Ribbed - Tube Heat Exchanger

- For integration with an additional heat generator, e.g. a solar energy system
- Suitable for flange size LK 150
- Counterflange and seal (see below)
- Made of ribbed copper pipe
- Max. operating pressure 10 bar
- Max. operating temperature 90°C

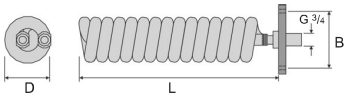

Type	Article No	Materiel Group	Power* kW	Surface m^2	L mm	B mm	D mm
RWT 1	7755900	68	9-11	1.1	420	150	110

* Outputs for HW-VL 70-80°C with 0,65 m^3/h, TW of 10°C to 45°C

Reflex EEHR Electric Screw - in Heater 1 1/2”

- As supplementary electrical heating
- Assembly in 1 1/2 sleeve
- Safety temperature cut-off (STL) 120°C
- Pilot light
- Degree of protection IP 54
- On-site electrical connection
- Water hardness max. 12 °dH



CE

Type	Article No	Material Group	Tank Size litres	Output kW	Voltage V	L mm
EEHR 3.0	7755100	68	100 - 5000	3.00	230/1 PH	375

Spare Parts For EEHR Electricial Screw in Heater

Type	Article No	Material Group	Suitable Types
Thermostat controller	9200445	68	EEHR
Seal 1 1/2” for electrical element	9119368	68	EEHR

Storatherm Aqua

Single Coil Hot Water Heater

- Floor standing indirect fired water heater
- Heavy duty S235JRG2 (RSt 37-2) quality steel
- Corrosion resistant glass-lined tank according to German DIN 4753
- Magnesium anode rod(s) for tank protection
- On 1500 - 3000 litres, maintenance free anode (230 V) is mounted
- High capacity, low pressure-drop glass-lined heat exchanger
- Factory mounted thermometer
- Extra thick (50 mm) PU-foam insulation, from 750 litres
- AB steel jacket in various colours,
- AF foil jacket in various colours
- Clean-out for inspection access
- Accessories; For additional heating:
  Extra removable heat exchanger
  RWT1 - Ø150 flange & RWT2 - Ø225 flange
  Extra electrical heating element
  EEHR & EFHR (page 112)
- Max. operating pressure: 10 bar (tank), 16 bar (coil)Z
- Max. operating temperature: 95°C (tank), 110°C (coil)



AB/AF 100/1 - 3000/1

Formerly SB-SF/1

Type	Article No Blue	Orange	Silver	White	Material Group	Ø D mm	Height mm	Weight kg	Inclination Height mm	Heating Surface m²
AC 120/1	-	-	-	7759600	60	560	800	56	980	0.71
AB 100/1	7763000	7763100	7763900	7763800	60	512	849	50	960	0.61
AB 150/1	7750100	7750600	7764100	7763600	60	540	1222	67	1290	0.75
AB 200/1	7750200	7750700	7764200	7763300	60	540	1473	79	1530	0.95
AB 300/1	7750300	7750800	7764300	7763400	60	700	1334	117	1472	1.45
AB 400/1	7750400	7750900	7764400	7763500	60	700	1631	137	1738	1.80
AB 500/1	7750500	7751000	7764500	7763700	60	700	1961	189	2044	1.90
AF 150/1	7759200	7743700	7768800	7764000	60	540	1222	67	1290	0.75
AF 200/1	7759300	7743800	7768900	7741800	60	540	1473	79	1530	0.95
AF 300/1	7760400	7760500	7759400	7741900	60	700	1334	117	1472	1.45
AF 400/1	7772200	7757500	7759500	7742000	60	700	1631	137	1738	1.80
AF 500/1	7772000	7743900	7772100	7742100	60	700	1961	189	2044	1.90
AF 750/1	–	–	–	7754600	60	910/750	2023/1932	259	1990	3.70
AF 1000/1	–	–	–	7754700	60	1010/850	2050/1959	309	2025	4.50
AF 1500/1	–	–	–	7800700	60	1200/1000	2216/2019	480	2520	6.00
AF 2000/1	–	–	–	7800800	60	1400/1200	2126/2019	650	2545	7.00
AF 3000/1	–	–	–	7800900	60	1400/1200	2878/2784	790	3300	9.50
AF 200/1-M	–	–	–	7741805	60	540	1473	79	1530	0.95
AF 300/1-M	–	–	–	7741905	60	700	1334	117	1472	1.45
AF 400/1-M	–	–	–	7742005	60	700	1631	137	1738	1.80
AF 500/1-M	–	–	–	7742105	60	700	1961	189	2044	1.90

Performance Table		100/1	120/1	150/1	200/1	300/1	400/1	500/1	750/1	1000/1	1500/1	2000/1	3000/1
Water volume coil	litres	4.3	5	5.2	6.6	10.1	12.6	13.3	32.2	39.1	55.2	64.5	86.7
Heating capacity	kW	19	22	25	31	48	57	65	99	110	156	196	254
Max pressure coil	bar	16	16	16	16	16	16	16	16	16	16	16	16
Max temperature coil	°C	110	110	110	110	110	110	110	110	110	110	110	110
Continuous flow ΔT 35°C	l/h	480	540	615	760	1170	1395	1590	2440	2715	3846	4827	6260
Performance ΔT 35°C	l/10min	204	238	306	382	583	729	881	1371	1714	2566	3373	5245
Performance ΔT 35°C	l/1st hour	593	689	818	1017	1586	1896	2212	3398	3967	5761	7387	8276
Heating time ΔT 50°C	min	18	18	22	22	22	24	26	27	31	34	36	48

Calculation with T = 10°C Cold Water, Hot Water T = 45°C, storage tank T = 60°C, heating ΔT 80 /60°C

Specs of Insulation Jackets		100/1	120/1	150/1	200/1	300/1	400/1	500/1	750/1	1000/1	1500/1	2000/1	3000/1
Insulation thickness	mm	50	50	50	50	50	50	50	80	80	100	100	100
Fire classification/Insulation	DIN 4102-1	B3	B3	B3	B3	B3	B3	B3	B3	B3	B3	B3	B3
Fire classification/Jacket	DIN 4102-1	B2	B2	B2	B2	B2	B2	B2	B2	B2	B2	B2	B2
Fire classification/Cover	DIN 4102-1	B2	B2	B2	B2	B2	B2	B2	B2	B2	B2	B2	B2
Heat loss in 24 hours	Kwh/24h	1.4	1.8	1.6	2.1	2.4	2.8	3	3.7	4.8	5.16	5.73	5.73
Constance cooling	Wh/24h.L.1K	0.311	0.33	0.237	0.233	0.178	0.156	0.133	0.11	0.107	0.076	0.064	0.064
Conductivity therm insulation	W/mK	0.034	0.034	0.034	0.034	0.034	0.034	0.034	0.04	0.04	0.04	0.04	0.04

Storatherm Aqua

Single Coil Hot Water Heater



AC 120/1

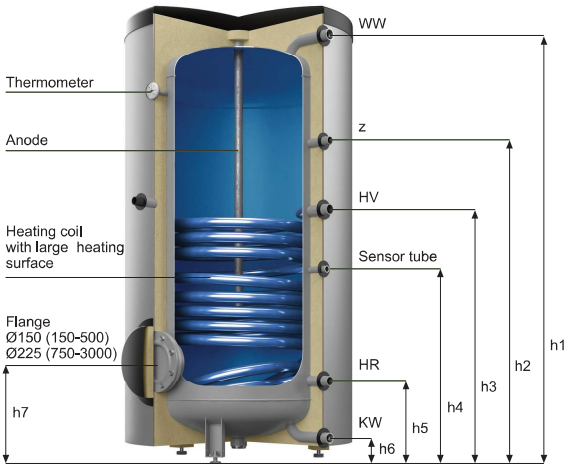

Magnesium anode
optimal protection against corrosion (maintenance free power anode available) are mounted as standard on 1500 - 3000 litres

Glass-lined tank
steel and glass are fused together to achieve the best of both materials - the strength and engineering flexibility of steel and the corrosion resistance of glass 1st class water with respect to hygiene and taste smooth glass-lined which prevents formation of lime deposits on surface

Inspection hole
from 150 litres facilitates cleaning and maintenance could be used to install an additional electrical heating element or auxiliary heat exchanger.

Type		AB/AC/AF	100/1	120/1	150/1	200/1	300/1	400/1	500/1	750/1	1000/1	1500/1	2000/1	3000/1
Capacity		litres	98	115	158	198	300	385	478	750	982	1500	2000	2800
Diameter		mm	512	560	540	540	700	700	700	910	1010	1200	1400	1400
Diameter without cover		mm	Ø	Ø	Ø	Ø	Ø	Ø	Ø	750	850	1000	1200	1200
Height		mm	849	800	1222	1473	1334	1631	1961	2000	2025	2216	2126	2875
Height without cover		mm	Ø	Ø	Ø	Ø	Ø	Ø	Ø	1932	1959	2109	2019	2784
Inclination height		mm	960	980	1290	1530	1472	1738	2044	1990	2025	2520	2545	3300
Net weight		kg	38	42	54	65	99	119	170	241	304	480	650	1000
Tank max pressure		bar	10	10	10	10	10	10	10	10	10	10	10	10
Tank max temperature		°C	95	95	95	95	95	95	95	95	95	95	95	95
Hot water outlet	WW	R	3/4"	3/4"	3/4"	3/4"	1"	1"	1"	1 1/4"	1 1/4"	2"	2"	2"
		(h1) mm	740	835	1106	1366	1226	1523	1853	1886	1900	248	1937	2691
Cold water inlet	KW	R	3/4"	3/4"	3/4"	3/4"	1"	1"	1"	1 1/4"	1 1/4"	2"	2"	2"
		(h6) mm	55	835	55	55	55	55	55	99	103	105	118	156
Circulation	Z	R	3/4"	3/4"	3/4"	3/4"	3/4"	3/4"	3/4"	3/4"	3/4"	1 1/4"	1 1/4"	2"
		(h2) mm	605	835	732	899	918	1111	1264	1417	1489	1660	1670	2406
Boiler supply	HV	R	1"	3/4"	1"	1"	1"	1"	1"	1 1/4"	1 1/4"	1 1/4"	1 1/4"	1 1/4"
		(h3) mm	523	835	596	686	720	908	965	1314	1324	1543	1568	1930
Boiler return	HR	R	1"	3/4"	1"	1"	1"	1"	1"	1 1/4"	1 1/4"	1 1/4"	1 1/4"	1 1/4"
		(h5) mm	193	835	191	191	220	220	220	288	296	333	360	396
Sensor tube		Ø x L mm	16 x 200	11 x 450	16 x 200	16 x 200	16 x 200	16 x 200	16 x 200	16 x 200	16 x 200	16 x 250	16 x 250	16 x 250
		(h4) mm	428	800	461	506	548	683	695	1079	1087	1140	1175	1470
Flange		Ø	Rp 1 1/4"	DN 85	150	150	150	150	150	225	225	225	225	225
		(h7) mm	248	800	246	246	275	275	275	378	387	412	443	481

Storatherm Aqua Compact

- Horizontal indirect fired water heater
- Heavy duty S235JRG2 (RSt 37-2) steel
- Corrosion resistant glass-lined tank according to German DIN 4753
- High capacity, low pressure-drop glass lined heat exchanger
- Factory mounted thermometer
- Extra thick PU-foam insulation
- Robust frame to carry 240 kg
- Heating surface 0.9 m²
- Max. operating pressure: 10 bar (tank), 16 bar (coil)
- Max. operating temperature: 95°C (tank), 110°C (coil)

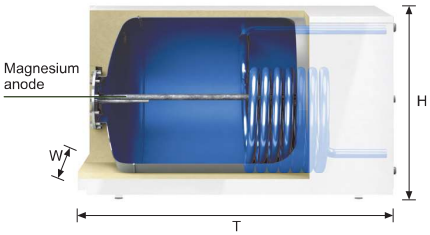

AC 150/1 - 250/1

Formerly US	Type	Article No				Material Group	W mm	H mm	T mm	Weight kg	Performance l/h	Heating Time min
		Blue	Orange	Silver	White							
	AC 150/1	7762000	7762100	7765000	7761900	60	620	590	995	85.0	740	18
	AC 250/1	7762500	7762600	7765100	7761300	60	653	644	1095	114.0	755	29

Performance with T = 10°C Cold Water, Hot Water T = 45°C, storage tank T = 60°C, heating ΔT 80 /60°C

Storatherm Aqua Solar

Double Coil Hot Water Heater

- Floor standing indirect fired/solar water heater
- Heavy duty S235JRG2 (RSt 37-2) quality steel
- Corrosion resistant glass-lined tank according to German DIN 4753
- Magnesium anode rod(s) for tank protection
- On 1500 - 3000 litres, maintenance free anode (230 V) is mounted
- High capacity, low pressure-drop glass-lined heat exchanger
- Factory mounted thermometer
- Extra thick (50 mm) PU-foam insulation, from 750 litres
- AB steel jacket in various colours,
- AF foil jacket in various colours
- Clean-out for inspection access
- Accessories; For additional heating:
  Extra removable heat exchanger
  RWT1 - Ø150 flange & RWT2 - Ø225 flange
  Extra electrical heating element
  EEHR & EFHR (see table page 112)
- Max. operating pressure: 10 bar (tank), 16 bar (coil)
- Max. operating temperature: 95°C (tank), 110°C (coil)

Formerly SB-SF/2

Type	Article No Blue	Orange	Silver	White	Material Group	Ø D mm	Height mm	Weight kg	Inclination Height mm	Heating Surface top/buttom m²
AF 200/2	-	-	-	7743400	61	540	1473	84	1530	0.7/0.95
AF 300/2	7740100	7740000	7740800	7741500	61	600	1834	123	1892	0.8/1.55
AF 300/2[1]	-	-	-	7753300	61	700	1334	123	1472	0.85/1.45
AF 400/2	7753500	7753600	7740900	7741300	61	700	1631	149	1738	1.05/1.80
AF 500/2	7754000	7754100	7741000	7741400	61	700	1961	179	2044	1.30/1.90
AF 750/2	-	-	-	7743200	61	910/750	2023/1932	249	1990	1.17/1.93
AF 1000/2	-	-	-	7743300	61	1010/850	2050/1989	320	2025	1.12/2.45
AF 1500/2	-	-	-	7800750	52	1200/1000	2216/2019	495	2250	1.9/3.8
AF 2000/2	-	-	-	7800850	52	1400/1200	2126/2019	670	2200	2.37/4.74
AF 3000/2	-	-	-	7800950	52	1400	2875	820	3300	3.4/6.8
AB 300/2	7740500	7760600	7741600	7742200	61	600	1834	123	1892	0.8/1.55
AB 400/2	7761200	7767100	7742300	7742400	61	700	1631	149	1738	1.05/1.80
AB 500/2	7757000	7740700	7741700	7707500	61	700	1961	179	2044	1.30/1.90

[1] Short model

Performance Table		200/2	300/2 short	300/2	400/2	500/2	750/2	1000/2	1500/2	2000/2	3000/2
Water volume - upper coil	litres	0.7	5.6	5.6	7.3	9.1	8.2	7.8	17.5	21.8	32.2
Water volume - lower coil	litres	0.95	10.8	10.8	12.6	13.3	13.5	17.1	35.0	43.6	62.2
Max pressure coil	bar	16	16	16	16	16	16	16	16	16	16
Max temperature coil	°C	110	110	110	110	110	110	110	110	110	110
Heating capacity - upper coil	kW	24	26	26	31	40	33	32	57	72	91
Continuous flow ΔT 35°C	l/h	550	630	630	740	970	815	780	1390	1760	2245
Performance ΔT 35°C	l/10min	371	490	486	616	769	1100	1418	2160	2865	4944
Performance ΔT 35°C	l/1st hour	871	1022	1019	1251	1588	1776	2073	3319	4331	6470
Heating time ΔT 50°C	min	29	40	40	45	44	80	109	92	97	81
Heating capacity - lower coil	kW	31	48	48	57	65	60	76	99	112	166
Continuous flow ΔT 35°C	l/h	760	1170	1170	1395	1590	1460	1870	2430	2449	4098
Performance ΔT 35°C	l/10min	399	580	576	722	871	1211	1598	2334	3030	4770
Performance ΔT 35°C	l/1st hour	1034	1810	1559	2193	2586	2890	3692	4358	5320	4265
Heating time ΔT 50°C	min	22	22	22	25	27	44	46	53	63	63

Calculation with T = 10°C Cold Water, Hot Water T = 45°C, storage tank T = 60°C, heating ΔT 80 /60°C

Specs of Insulation Jackets		200/2	300/2 short	300/2	400/2	500/2	750/2	1000/2	1500/2	2000/2	3000/2
Insulation thickness	mm	50	50	50	50	50	80	80	100	100	100
Fire classification/Insulation	DIN 4102-1	B3	B3	B3	B3	B3	B3	B3	B3	B3	B3
Fire classification/Jacket	DIN 4102-1	B2	B2	B2	B2	B2	B2	B2	B2	B2	B2
Fire classification/Cover	DIN 4102-1	B2	B2	B2	B2	B2	B2	B2	B2	B2	B2
Heat loss in 24 hours	Kwh/24h	2.3	2.4	2.6	2.9	3.2	3.7	4.8	5.16	5.73	5.73
Constance cooling	Wh/24h.L.1K	0.256	0.178	0.193	0.161	0.142	0.11	0.107	0.076	0.064	0.064
Conductivity therm insulation	W/mK	0.034	0.034	0.034	0.034	0.034	0.04	0.04	0.04	0.04	0.04

Storatherm Aqua Solar

Double Coil Hot Water Heater

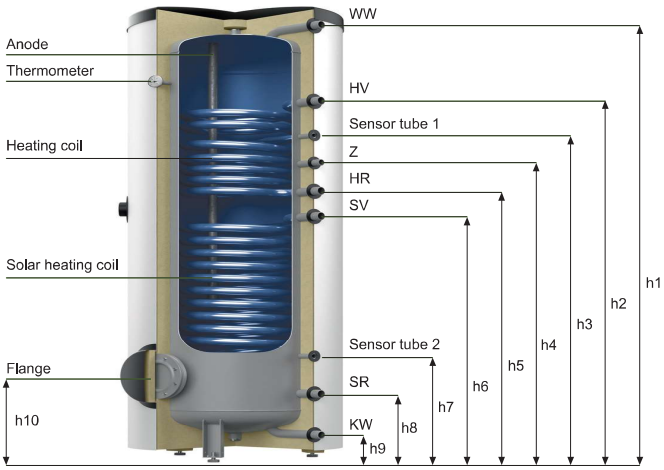

Magnesium anode
optimal protection against corrosion
maintenance free power anode available are mounted as standard on 1500 - 3000 litres

Heating coil
2 large capacity heating coils designed to prevent the formation off cold zones and thus the contamination with bacetria

Glass-lined tank
steel and glass are fused together to achieve the best of both materials - the strength and engineering flexibility of steel and the corrosion resistance of glass 1st class water with respect to hygiene and taste smooth glass-lined which prevents formation of lime deposits on surface

Inspection hole
from 150 litres facilitates cleaning and maintenance could be used to install an additional electrical heating element or auxiliary heat exchanger.

Type		AB/AF	200/2	300/2 short	300/2	400/2	500/2	750/2	1000/2	1500/2	2000/2	3000/2
Capacity		litres	191	298	295	380	470	750	995	1500	2000	2800
Diameter		mm	540	700	600	700	700	910	1010	1200	1400	1400
Diameter without cover		mm	Ø	Ø	Ø	Ø	Ø	750	850	1000	1200	1200
Height		mm	1473	1334	1834	1631	1961	2000	2025	2216	2025	2875
Height without cover		mm	Ø	Ø	Ø	Ø	Ø	1932	1959	1989	2019	2784
Inclination height		mm	1530	1472	1738	1738	2044	1990	2025	2225	2200	3300
Net weight		kg	70	106	106	130	160	231	291	495	670	820
Tank max pressure		bar	10	10	10	10	10	10	10	10	10	10
Tank max temperature		°C	95	95	95	95	95	95	95	95	95	95
Hot water outlet	WW	R	3/4"	1"	1"	1"	1"	1 1/4"	1 1/4"	2"	2"	2"
		(h1) mm	1366	1226	1725	1523	1853	1887	1905	2048	1937	2691
Cold water inlet	KW	R	3/4"	1"	1"	1"	1"	1 1/4"	1 1/4"	2"	2"	2"
		(h9) mm	55	55	90	55	55	99	103	105	118	156
Circulation	Z	R	3/4"	3/4"	3/4"	3/4"	3/4"	3/4"	3/4"	1 1/4"	1 1/4"	1 1/4"
		(h4) mm	899	625	1179	1111	1264	1242	1243	1660	1695	2406
Boiler supply	HV	R	1"	1"	1"	1"	1"	1"	1"	1 1/4"	1 1/4"	1 1/4"
		(h2) mm	1146	1048	1424	1354	1604	1467	1423	1660	1613	2235
Boiler return	HR	R	1"	1"	1"	1"	1"	1"	1"	1 1/4"	1 1/4"	1 1/4"
		(h5) mm	786	790	1064	1006	1114	1151	1153	1153	1224	1645
Solar supply	SV	R	1"	1"	1"	1"	1"	1"	1"	1 1/4"	1 1/4"	1 1/4"
		(h6) mm	686	715	964	909	965	830	884	884	1080	1466
Solar return	SR	R	1"	1"	1"	1"	1"	1"	1"	1 1/4"	1 1/4"	1 1/4"
		(h8) mm	191	220	254	220	220	288	297	333	360	396
Sensor tube 1		Ø x L mm	16 x 200	16 x 200	16 x 200	16 x 200	16 x 200	16 x 200	16 x 200	16 x 250	16 x 250	16 x250
		(h3) mm	1011	920	1289	1223	1409	1332	1333	1140	1350	1780
Sensor tube 2		Ø x L mm	16 x 200	16 x 200	16 x 200	16 x 200	16 x 200	16 x 200	16 x 200	16 x 250	16 x 250	16 x 250
		(h7) mm	280	306	403	369	280	402	411	411	510	522
Flange		Ø	150	150	150	150	150	225	225	225	225	225
		(h10) mm	246	275	324	275	275	378	287	412	443	481

Additional heating input by adding EEHR/ EFHR electrical heating element and/or removable heat exchanger. Assembly on site
(page 112-113)



Storatherm Aqua Heat Pump

Hot Water Heater For Heat Pumps (Single Coil & Double Coil)

- Floor standing indirect fired water heater destined for heat pump applications
- Heavy duty S235JRG2 (RSt 37-2) steel
- Corrosion resistant glass-lined tank according to German DIN 4753
- Extra large heating surface ensuring best energy transfer performance for heat pumps
  AH.../1 Single coil
  AH.../2 Double coil
- Magnesium anode rod for tank protection
- Factory mounted thermometer
- Extra thick PU-foam CFC free insulation with foil jacket in white colour (delivered seperately, assembly on site)
- 1 1/2" Socket for addition of EEHR electrical heating element (page 112)
- Clean out for inspection access as well as possibility to add an additional heating source
- Max. operating pressure: 10 bar (tank), 10 bar (coil)
- Max. operating temperature: 95°C (tank), 110°C (coil)

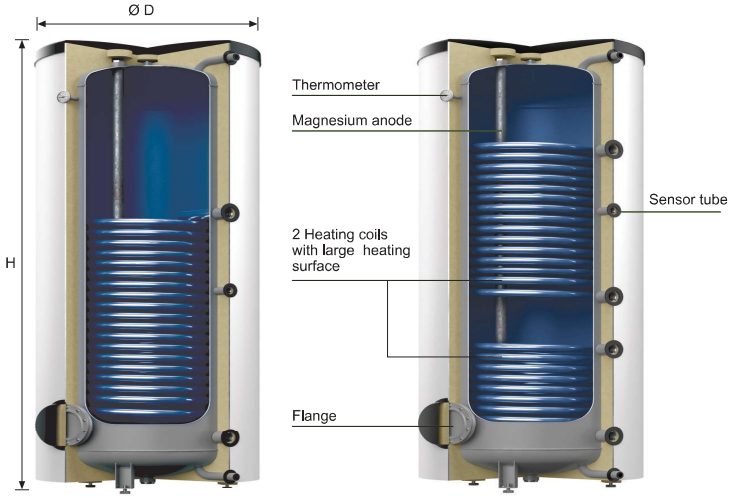

AH ..../1 AH ..../2

Storage Tank Type	Article No	Material Group	Ø D mm	Height mm	Weight kg	Inclination Height mm	Heating Surface top/buttom m²
AH 300/1	7772310	60	700	1294	139	1393	3.2
AH 400/1	7772410	60	700	1591	170	1672	5.0
AH 500/1	7772510	60	700	1921	222	1990	6.2
AH 750/1	7782200	60	990	2050	263	1972 (2173)	7.0
AH 1000/1	7782900	60	1090	2083	335	2010 (2226)	9.2
AH 300/2	7772320	60	700	1294	145	1393	2.4/1.1
AH 400/2	7772420	60	700	1591	189	1672	3.2/1.4
AH 500/2	7772520	60	700	1921	235	1990	4.3/1.6
AH 750/2	7782220	60	990	2050	290	1972 (2173)	5.2/2.2
AH 1000/2	7782920	60	1090	2083	385	2010 (2226)	6.1/3.1

Formerly WPS

Insulation colour is white

Performance Table		300/1	300/2	400/1	400/2	500/1	500/2	750/1	750/2	1000/1	1000/2
Water volume - upper coil	litres	-	20.4	-	27.2	-	36.3	-	39.6	-	42.7
Water volume - lower coil	litres	24	9.1	35	11.3	45	13.6	49	15.6	64	21.5
Max pressure coil	bar	16	16	16	16	16	16	16	16	16	16
Max temperature coil	°C	110	110	110	110	110	110	110	110	110	110
Heating capacity - upper coil	kW	-	46	-	64	-	88	-	110	-	132
Continuous flow ΔT 35°C	l/h	-	1319	-	1835	-	2323	-	3153	-	3784
Performance ΔT 35°C	l/10min	-	671	-	907	-	1172	-	1653	-	2134
Performance ΔT 35°C	l/1st hour	-	1705	-	2349	-	3166	-	4119	-	5071
Heating time ΔT 35°C	min	-	16	-	15	-	14	-	17	-	19
Heating capacity - lower coil	kW	68	33	106	40	131	46	152	60	203	82
Continuous flow ΔT 35°C	l/h	1949	946	3039	1147	3755	1319	4557	1720	5819	2351
Performance ΔT 35°C	l/10min	776	609	1108	792	1377	971	1853	1414	2473	1895
Performance ΔT 35°C	l/1st hour	2335	1332	3553	1661	4399	1962	5323	2685	7106	3638
Heating time ΔT 35°C	min	11	22	9	25	9	27	12	31	12	30

Calculation with T = 10°C Cold Water, Hot Water T = 45°C, storage tank T = 60°C, heating ΔT 80 /60°C

Thermal Insulation For Hot Water Heat Pumps

- Thermal insulation for Storatherm Aqua Heat Pump in sizes 750 l and 1000 l, ordered separately

Type	Article No	Material Group
AHW 750/1	9119696	68
AHW 750/2	9119697	68
AHW 1000/1	9119698	68
AHW 1000/2	9119699	68

Storatherm Aqua Combi

Combination Tank - in - Tank Hot Water Heater

- Combined storage tank for heating sanitary hot water and back-up for heating systems
- Hot water production in an glass-lined internal tank
- Accordance with German DIN 4753 T3
- With magnesium anode and adjustable feet
- Clamping rails for variable sensor positioning
- Order insulation separately
- Max. operating pressure:
  Heating water 3 bar
  Potable water 10 bar,
  Solar heat exchanger 16 bar
- Max. operating temperature:
  Heating water 95°C
  Potable water 95°C
  Solar heat exchanger 110°C
- Fire classification of jacket-B2

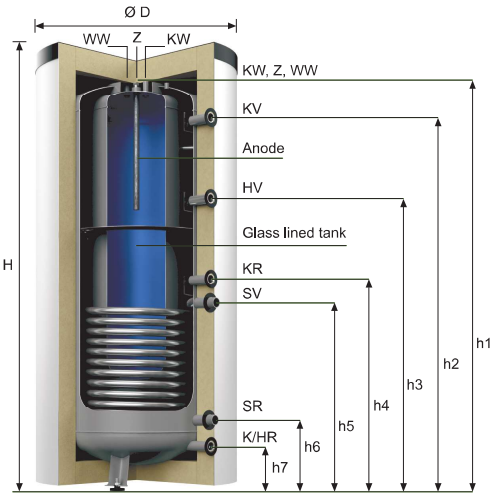

Formerly VKS	Storage Tank Type	Article No	Material Group	Ø D mm	Height mm	Weight kg	Inclination Height mm	Heating Surface top/buttom m²
	AC 600/200	7774600	60	900/ 700	1880/1808	178	1830	2.1
	AC 750/200	7774750	60	990/ 790	1910/1844	200	1868	2.6
	AC 900/200	7774900	60	990/ 790	2080/2006	214	2028	3.0

Insulation colour is white

Type		AC	600/200	750/200	900/200
Capacity		litres	402	580	655
Diameter		mm	900	990	990
Diameter without cover		mm	700	790	790
Height		mm	1880	1910	2080
Height without cover		mm	1808	1844	2006
Inclination height		mm	1830	1868	2028
Net weight		kg	178	200	214
Hot water outlet	WW	R	3/4"	3/4"	3/4"
		(h1) mm	1808	1844	2006
Cold water inlet	KW	R	3/4"	3/4"	3/4"
		(h1) mm	1808	1844	2006
Circulation	Z	R	3/4"	3/4"	3/4"
		(h1) mm	1808	1844	2006
Boiler supply	KV	R	1"	1"	1"
		(h2) mm	1586	1599	1761
Heating supply	HV	R	1"	1"	1"
		(h3) mm	1239	1244	1334
Boiler return	KR	R	1"	1"	1"
		(h4) mm	893	906	996
Heating return	K/HR	R	1"	1"	1"
		(h7) mm	170	184	184
Solar supply	SV	R	1"	1"	1"
		(h5) mm	1173	832	922
Solar return	SR	R	1"	1"	1"
		(h6) mm	278	292	292

Storatherm Aqua Combi Thermal Insulation

- For thermal insulation of Storatherm Aqua Combi …/200 combined storage tank made out of CFC-free PU flexible foam (100 mm)
- ACW thermal insulation for use with heating water only

Formerly VKW	Type	Article No	Material Group
	ACW 600/200	9118391	68
	ACW 750/200	9118392	68
	ACW 900/200	9118393	68

Storatherm Aqua Load

Hot Water Storage Tank

- Storage tank for hot water heating purposes
- Heavy duty S235JRG2 (RSt 37-2) quality steel
- Corrosion resistant glass-lined tank according to German DIN 4753
- Magnesium anode rod(s) for tank protection
- Factory mounted thermometer
- Extra thick (50 mm) PU foam CFC free insulation for 300/500 litres, > 750 litres removable soft PU foam CFC free 900 mm jacket will be delivered separately to be mounted on site
- Several possibilities to add electrical heating elements from 3 kW up to 100 kW (3000 lt). Consult kW table (page 112)
- Clean-out and inspection access opening
- Max. operating pressure: 10 bar
- Max. operating temperature: 95°C

R - One Flange
AL 300 - 500/R

R - One Flange
AL 750 - 1000/R

Formerly LS	Type	Article No	Material Group	Ø D With insulation mm	Ø D Without insulation mm	Height With insulation mm	Height Without insulation mm	Weight kg	Inclination Height mm
	AL 300/R	6500500	51	600	-	1834	-	90	1892
	AL 500/R	6500600	51	700	-	1961	-	155	2044
	AL 750/R	6500000	51	910	750	2010	1932	214	1990
	AL 1000/R	6500100	51	1010	850	2035	1959	267	2025
	AL 1500/R2	6500300	51	1200	1000	2215	2122	390	2220
	AL 2000/R2	6500400	51	1400	1200	2126	2033	550	2235
	AL 3000/R2	6501200	51	1400	1200	2876	2800	630	2848
	AL 1500/R3	6500303	51	1200	1000	2215	2122	395	2220
	AL 2000/R3	6500403	51	1400	1200	2126	2033	555	2235
	AL 3000/R3	6501203	51	1400	1200	2876	2800	635	2848
	AL 3000/R4	6501204	51	1400	1200	2876	2800	642	2848

Specs of Insulation Jackets		300	500	750	1000	1500	2000	3000
Insulation thickness	mm	50	50	80	80	100	100	100
Fire classification/Insulation	DIN 4102-1	B3	B3	B3	B3	B3	B3	B3
Fire classification/Jacket	DIN 4102-1	B2	B2	B2	B2	B2	B2	B2
Fire classification/Cover	DIN 4102-1	B2	B2	B2	B2	B2	B2	B2
Heat loss in 24 hours	Kwh/24h	2.4	3	3.7	4.8	5.70	6.72	7.66
Constance cooling	Wh/24h.L.1K	0.178	0.133	0.11	0.107	0.076	0.064	0.064
Conductivity therm insulation	W/mK	0.034	0.034	0.034	0.034	0.039	0.039	0.039

Heat loss in 24 hours at temperature (tank): 65°C - Temperature (room): 20°C

Foil outer jacket: White colour with thickness of 0,4 mm and has a fire class B2 according to DIN 4102
Top cover: Black colour with fire class B2 according to DIN 4102 and density of 1050 kg/m2
Zip: Black colour with width of 8 mm

Additional heating input by adding EEHR 3 kW electrical heating element. Assembly on site
(page 112-113)

Storatherm Aqua Load

Hot Water Storage Tank

R2 - Two Flanges
AL 1500 - 3000/R2

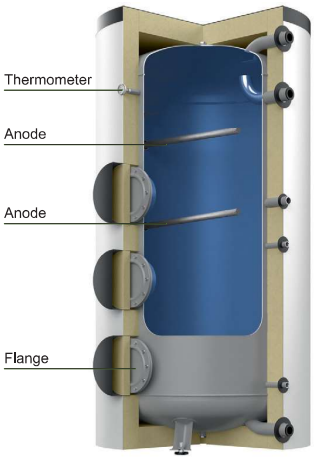

R3 - Three Flanges
AL 1500 - 3000/R3

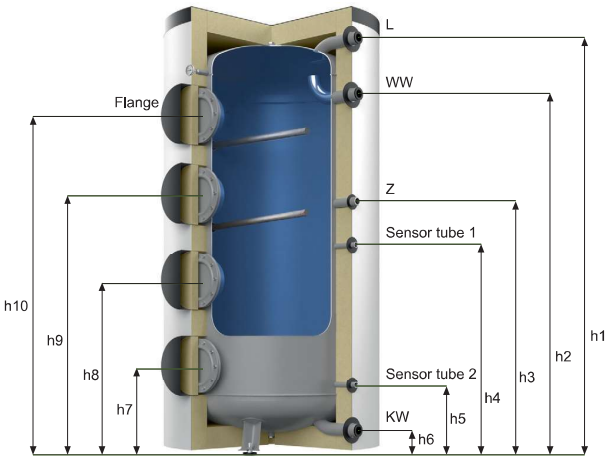

R4 - Four Flanges
AL 3000/R4

Type		AL	300	500	750	1000	1500	2000	3000
Capacity		litres	300	500	750	1000	1500	2000	3000
Diameter		mm	600	700	910	1010	1200	1400	1400
Diameter without cover		mm	Ø	Ø	750	850	1000	1200	1200
Height		mm	1834	1961	2010	2035	2215	2126	2876
Height without cover		mm	Ø	Ø	1932	1959	2122	2033	2800
Inclination height		mm	1892	2044	1990	2025	2220	2235	2848
Net weight		kg	87	96	195	248	366	522	630
Battery charging	L	R	1 1/2"	1 1/2"	2"	2"	2"	2"	2"
		(h1) mm	1546	1672	1908	1911	2049	1933	2691
Hot water outlet	WW	R	1 1/2"	1 1/2"	2"	2"	2"	2"	2"
		(h2) mm	1546	1672	1638	1646	1782	1648	2406
Cold water inlet	KW	R	1 1/2"	1 1/2"	2"	2"	2"	2"	2"
		(h6) mm	272	238	88	92	105	118	235
Circulation	Z	R	3/4"	3/4"	1 1/4"	1 1/4"	1 1/4"	1 1/4"	1 1/4"
		(h3) mm	1180	1265	1143	1154	1357	1388	1966
Sensor tube		Rp	1/2"	1/2"	1/2"	1/2"	1/2"	1/2"	1/2"
		(h4) mm	1180	1265	943	951	1077	1108	1546
		(h5) mm	272	238	288	296	322	353	391
Flange		R	150	150	225	225	225	225	225
		(h7) mm	325	275	378	387	412	412	412
		(h8) mm	-	-	-	-	812	812	812
		(h9) mm	-	-	-	-	1212	1212	1212
		(h10) mm	-	-	-	-	-	-	1612

Additional heating input by adding EEHR/ EFHR electrical heating element and/or removable heat exchanger. Assembly on site
(page 112-113)

EFHR heating element



Water to water removable heat exchanger RWT

Accessories

Reflex EEHR Electric Screw - in Heating Element 1 1/2”

- As supplementary electrical heating
- Assembly in 1 1/2” sleeve
- Suitable for Storatherm Aqua models with 1 1/2” socket or through flange adapter
- Safety temperature limiter (STL) 120°C
- Indicator light as operating display
- Degree of protection IP 54
- On-site electrical connection
- Not approved for continuous operation
- Water hardness max. 12 °dH



CE

Type	Article No	Material Group	Tank Size litres	Output kW	Voltage V	L mm
EEHR 3.0	7755100	68	> 100	3.00	230/1PH	375
EEHR 4.5	7755300	68	> 300	4.50	400/3PH	450
EEHR 6.0[1)]	7755400	68	> 300	6.00	400/3PH	510
EEHR 8.0	7755550	68	> 750	8.00	400/3PH	620
EEHR 10.0	7755600	68	> 1000	10.00	400/3PH	750

1) Not for AB - AF 300/2, Ø 600 mm

Reflex Flange Adaptor For EEHR Electric Screw-in Heating Element

- For optional assembly of a 1 1/2” EEHR screw-in heater
- Flange with holes replaces standard blind flange on tank inspection opening
- Order seal separately

Flange	Article No	Material Group	Tank Size litres	Pitch Circle LK mm
	7760000	68	150-500	150
	7760100	68	750-3000	225

Seal	Article No	Material Group	Tank Size litres	Pitch Circle LK mm
	7760900	68	150-500	150
	7761000	68	750-3000	225

Reflex EFHR Electrical Flange - Type Heating Elements

- As supplementary electrical heating
- Approved for continuous operation
- Suitable for types:
  Storatherm Aqua Heat Pump
  Storatherm Aqua Solar
  Storatherm Aqua
  Storatherm Aqua Load
- Trouble-free integration via the inspection opening of the storage tank
- Up to 10.0 kW LK 150 mm, from 16.0 kW LK 225 mm
- 3 power levels, switchable
- With temperature control up to 95°C
- Safety temperature limiter 120°C
- On-site electrical connection
- Incl. flange and seal

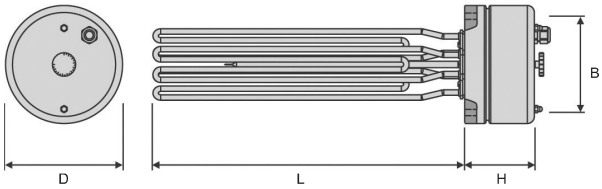

CE

Type	Article No	Material Group	Tank Size litres	Output kW	Voltage V	L mm	B mm	H mm	D mm
EFHR 4.0	9116314	68	150 - 500	4.0/2.7/2.0	400/3PH	295	150	110	185
EFHR 6.0	9116315	68	300 - 500	6.0/4.0/3.0	400/3PH	395	150	110	185
EFHR 8.0[1)]	9116316	68	300 - 500	8.0/5.5/4.0	400/3PH	495	150	110	185
EFHR 10.0[1)]	9116317	68	300 - 500	10.0/6.7/5.0	400/3PH	495	150	110	185
EFHR 16.0[2)]	9116501	68	750 - 3000	16.0 / 11.0 / 8.0	400/3PH	610	225	140	280
EFHR 19.0[2)]	9116502	68	1000 - 3000	19.0 / 12.7 / 9.0	400/3PH	740	225	140	280
EFHR 25.0[2)]	9115569	68	1000 - 3000	25.0 / 18.8 / 12.5	400/3PH	740	225	140	280

1) Not for AB - AF 300/2, Ø 600 mm; AH 300, AH 500
2) Not for AH 750, AH 1000

Reflex RWT Ribbed - Tube Heat Exchanger

- For integration with an additional heat generator, e.g. a solar energy system
- Suitable for flange size LK 150 & LK 225
- RWT 1 (LK 150): AB/AF 150 - 500 single & double coil
  AH/AL 300 - 500
- RWT 2 (LK 225): AB/AF/AL 750 - 3000
  AH 750 - 1000
- Incl. counterflange and seal
- Made of ribbed copper pipe
- Max. operating pressure 10 bar
- Max. operating temperature 90°C

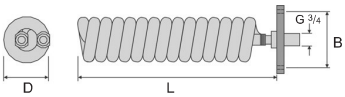

Type	Article No	Materiel Group	Power kW	Surface m²	L mm	B mm	D mm
RWT 1	7755900	68	9-11	1.1	420	150	110
RWT 2	7756300	68	31-39	2.3	540	225	170

Temperature Controller

- For activation/deactivation of water heater pump (in the abscence of built-in temperature regulator in boiler)
- Temperature range 30 - 80°C
- Differential gap 6K
- Switching capacity 16 (5) A/ 230 V
- Protection type IP 40
  to be fitted in the water heater sensor tube
- With a clip-spring

Temperature controller

Type	Article No	Material Group
Temperature controller	7751100	68

Inlet Security Group

- Comprising a pressure relief valve (8 bar), check valve and gate valve
- Optimal protection for pressurised water heaters according to German standarts DVGW
- Flow rate: 4.0 m³/h at ΔP = 1.0 bar
- Connection: DN 20

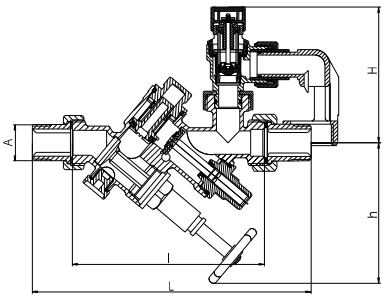

Type	Article No	Material Group	A mm	L mm	l mm	H mm	h mm
Inlet security group	9119668	68	G 3/4	230	140	100	115

Protection Anodes

- For cathodic protection against corrosion
- All Storatherm Aqua potable water storage tanks have factory-fitted magnesium rod anodes
- From type AF 750/1, AF 750/2, AL 1500/R2, AH 750/1 and AH 750/2 with double anode
- Chain anode for retrofitting in case of low ceiling heights

Magnesium Anode Rod



Chain Magnesium Anode

Type	Article No	Material Group	Storage Tank Type
Magnesium Anode Rod	7751580	68	AF/AB 100/1
Magnesium Anode Rod	7757400	68	AC 120/1
Magnesium Anode Rod	7751400	68	AC 150/1; AF/AB 150/1
Magnesium Anode Rod	7751500	68	AF/AB 200/1, AF/AB 200/2, AC …/200
Magnesium Anode Rod	7751510	68	AL 300/R; AF/AB 300/1, AF/AB 300/2 Ø 700
Magnesium Anode Rod	7751520	68	AL 300/R - AL 500/R; AF/AB 400/1, AF/ AB 300/1 Ø 600; AF/AB 400/2
Magnesium Anode Rod	7751530	68	AL 500/R; AF/AB 500/1, AF/AB 500/2
Magnesium Anode Rod	7751540	68	AF 750/1 (2 pcs. required)
Magnesium Anode Rod	7751610	68	AH 300/1; AH 300/2; AF 1000/1 (2 pcs. required)
Magnesium Anode Rod	7751570	68	AH 400/1; AH 400/2; AF 750/2; AH 750/1; AH 750/2
Magnesium Anode Rod	7751590	68	AH 500/1; AH 500/2, AF 1000/2; AH 1000/1; AH 1000/2
Magnesium Anode Rod	7751560	68	AC 250/1
Magnesium Anode Rod	7751620	68	AL 750/R; AH 750/1; AH 750/2; AH 1000/1; AH 1000/2
Magnesium Anode Rod	7751630	68	AL 1000/R2
Magnesium Anode Rod	7751540	68	AL 1500/R2 - AL 3000/R2; AL 1500/R2 - AL 3000/R2 (2 pcs. required)
Chain Magnesium Anode	7751600	68	Not for AC 120/1; AC 150/1; AC 250/1; AF 750/ 1 - AF 3000/1; AL 750/R - AL 3000/ R2: AH 750/1; AH 1000/1; AH 750/2; AH 1000/2

Active Anode

- Maintenance-free long-term protection in accordance with DIN 4753 T3 and T6
- Voltage-controlled power supply 230 V; 50/60 Hz
- Non-wearing titanium electrodes
- Protection category II
- Reducer G 1 - G 3/4 on site

Active Anode

Type	Article No	Material Group	Storage Tank Type
Active anodes	7751300	68	Not for AC 120/1 Reducer G1-G 3/4 on site
Active anodes	9119365	68	Not for AF 1500-2000

Control Thermostat For Electrial Heating Element

Type	Article No	Material Group	Suitable For
Control thermostat	9200445	68	EEHR
Control thermostat	9200447	68	EEFR

Control Thermostat